

North Carolina Health Care Provider Placement Services

2024 Profile (Data from State Fiscal Year 2024)

Grant Facts \$26M

Secured state and federal loan repayments for providers

\$23.4M

Grant funding appropriated from General Assembly

313

Health care professionals supported through incentives administered by the state

55

Health care professionals placed under CONRAD 30 J-1 Visa Waiver and National Interest Waiver Programs

147

Health care professionals supported in a rural county

98%

Of health care professionals were in either a geographic, population, or facility Health Professional Shortage Area (HPSA)

7.6

Average number of years providers placed in rural or underserved areas anticipate staying at their current practice site (based on 'PRISM' End of Year and End of Contract questionnaire data reporting period (1/1/2010 to 6/30/2024))

Overview

Since 1975, the Office of Rural Health (ORH) has recruited primary care physicians, nurse practitioners, physician assistants, dentists, dental hygienists, psychiatrists, and other behavioral health providers to practices that serve rural and underserved populations across the state. ORH seeks to make compatible matches based on the needs of the community as well as the provider. ORH works with state and federal governments, as well as local communities, to identify shortage areas of primary medical care, dental, or behavioral health providers. ORH leverages federal and state supported incentives to enhance recruitment and retention of providers including loan repayment, high needs service bonuses, and J-1 Visa Waiver Programs. All recruitment and technical assistance activities are provided free of charge.

Program Achievements

The North Carolina General Assembly increased the program's appropriation by \$4 million dollars in SL 2021-180. Increasing the program's funds by 420% from the previous fiscal year's funding of \$4.5 million. These additional funds have expanded the program's ability to support the recruitment and retention of providers in North Carolina's rural areas.

Local/State/Federal Partnership

Placement services partners with local healthcare delivery sites and the National Health Service Corps (NHSC) to aid sites in becoming NHSC-certified, enabling them to recruit from NHSC job seekers, employ NHSC Scholars and Students to Service, and offer the possibility of NHSC loan repayment programs to qualifying providers. In the US, there are currently approximately 18,000 NHSC providers providing care to approximately 19 million people, many of whom would not have access to a provider otherwise.

National Health Service Corps (NHSC)



681

Number of NHSC Sites in North Carolina



431

Number of NHSC Providers in North Carolina



36

Number of NHSC Sites Certified in SFY 24



16

Number of NHSC Sites Recertified in SFY 24

Economic Impact and Return on Investment of Expenditures

(1) Estimated using Financial Incentives (142 providers receiving financial incentives)

Program Expenditures

\$1,261,568



Created Economic Impact

\$1,189,781



Total Impact

\$2,451,349

Each MPS dollar has a total economic impact of

\$1.94

Generates



6

additional jobs from the economic impact



\$90,227

Generated in state and local taxes which goes back into the local and state economy

\$1,205,876




In employee compensation impacted from the grant



*Source: IMPLAN. Economic return is estimated to be much greater because improved health outcomes can lead to fewer missed work days, reduced health care costs, and reduced premature morbidity and mortality. Some expenses such as out of state purchases, overhead, and rollover payments are not captured for ROI and economic impact.



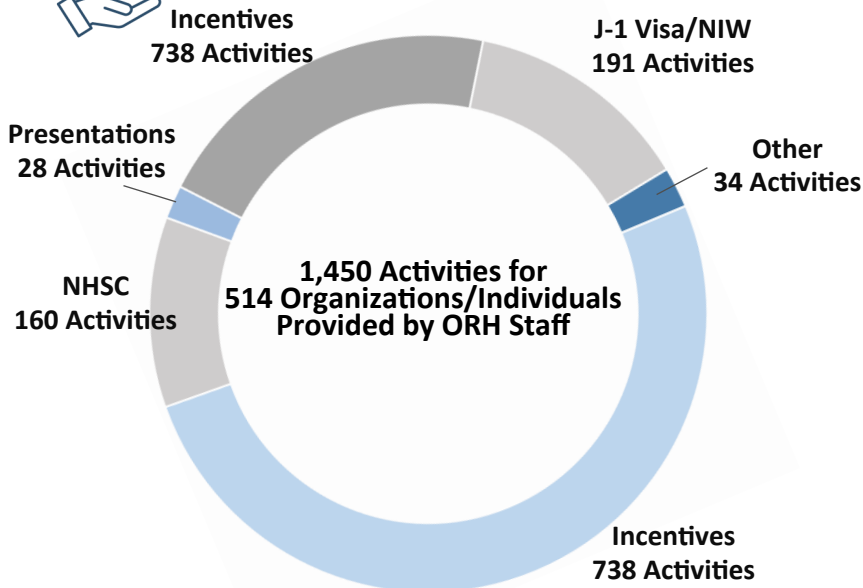


North Carolina Health Care Provider Placement Services

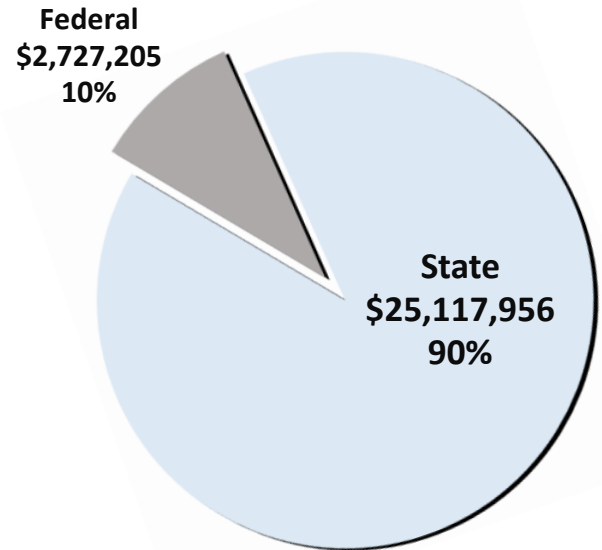
2024 Profile (Data from State Fiscal Year 2024)



Technical Assistance



Total Program Funding



Program Reach

313

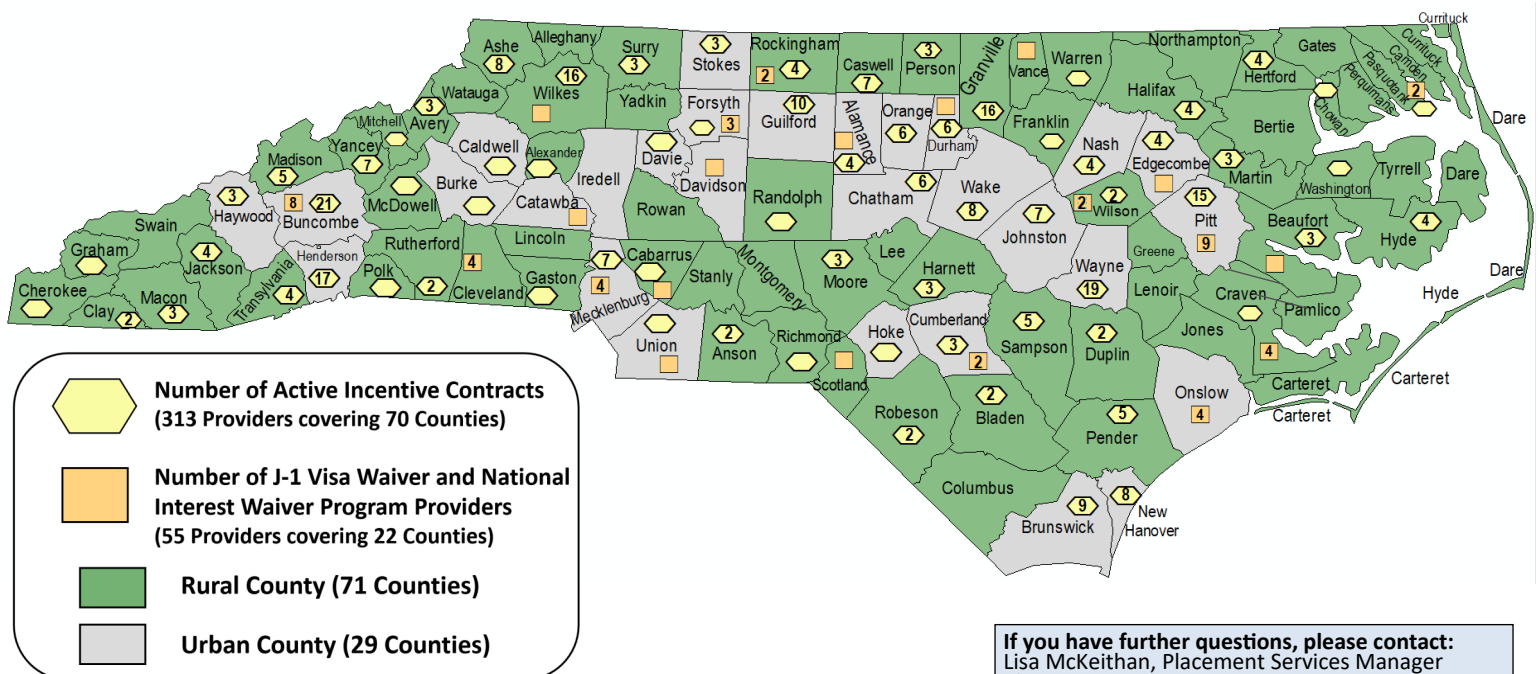
Health professionals with an active incentive contract

55

Health professionals placed under CONRAD 30 J-1 Visa or National Interest Waiver Programs

41

Rural Counties Covered



*Numbers inside of symbols indicate number of contracts or placements, based on symbol

